



PITHUBAR GIRLS' DEGREE COLLEGE KHOWANG



REPORT ON STUDENT SATISFACTION SURVEY (2023-2024)

PREPARED BY
IQAC
PITHUBAR GIRS' DEGREE COLLEGE, KHOWANG
DIBRUGARH, ASSAM


Principal i/c
Pithubar Girl's Degree College
Khowang


Coordinator IQAC
Pithubar College
Date: 07.10.24

REPORT ON STUDENT SATISFACTION SURVEY 2023-24

For the AQAR (2023-24), Student Satisfaction Survey(SSS) was conducted among the students of Pithubar Girls' Degree college. The questionnaire has been framed based on NAAC guidelines and distributed among the students in the offline mode. Students have rated the question in a **scale of 4 to 0**; where 4 represents the highest satisfaction while 0 represents the lowest satisfaction. The result of this survey is based on the response of students.

1. How much of the syllabus was covered in the class?

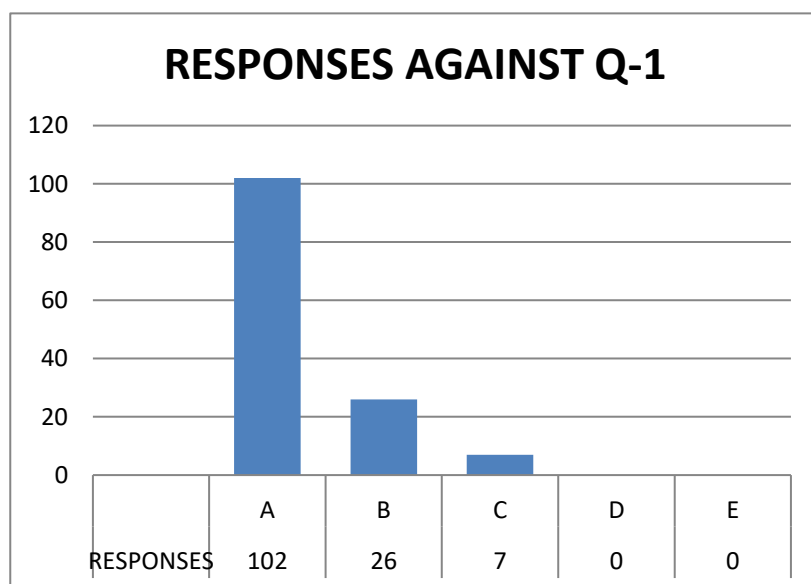
4 – 85 to 100%

3 – 70 to 84%

2 – 55 to 69%

1– 30 to 54%

0 –Below 30%



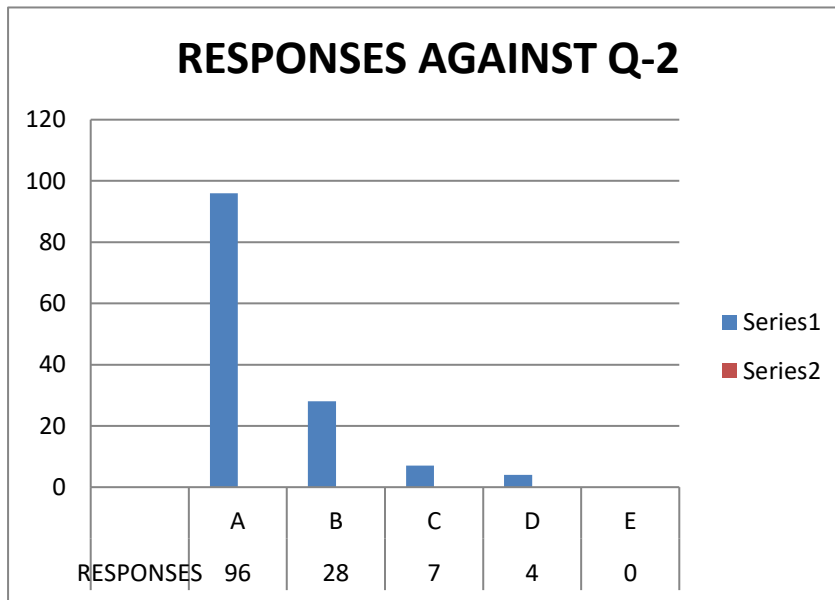
2. How well did the teachers prepare for the classes?

4 –Thoroughly

3 – Satisfactorily

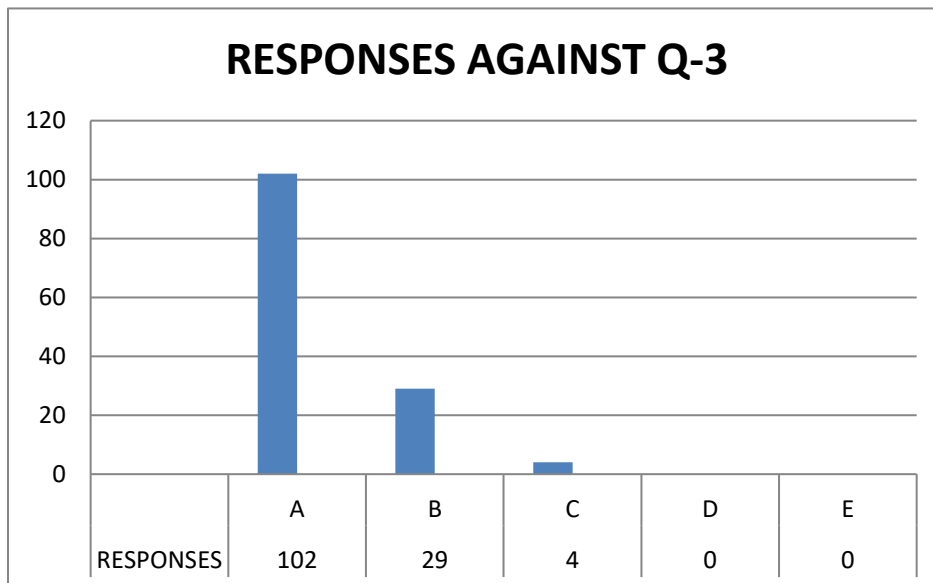
2 – Poorly

1 – Indifferently
 0 – Won't teach at all

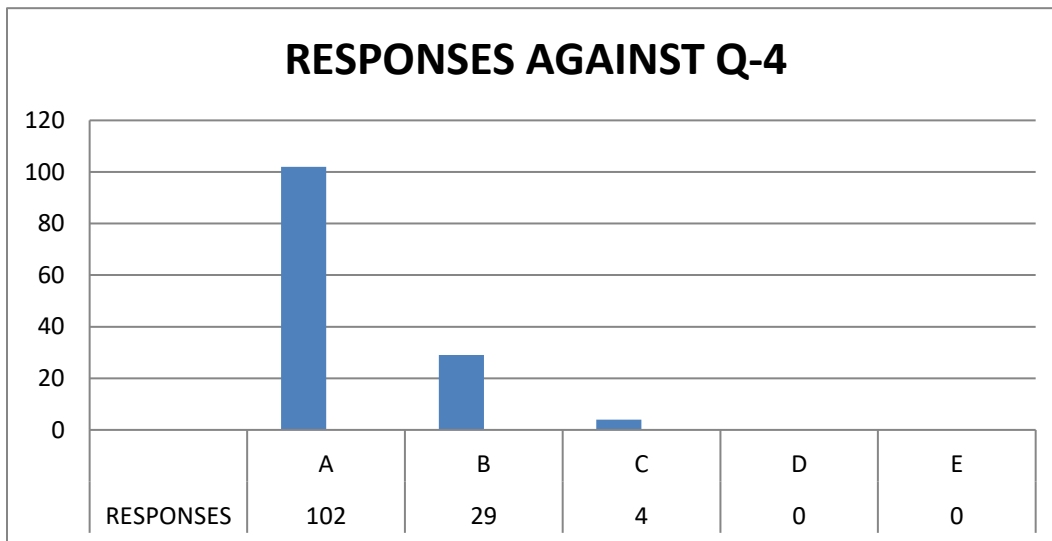


3. How well were the teachers able to communicate?

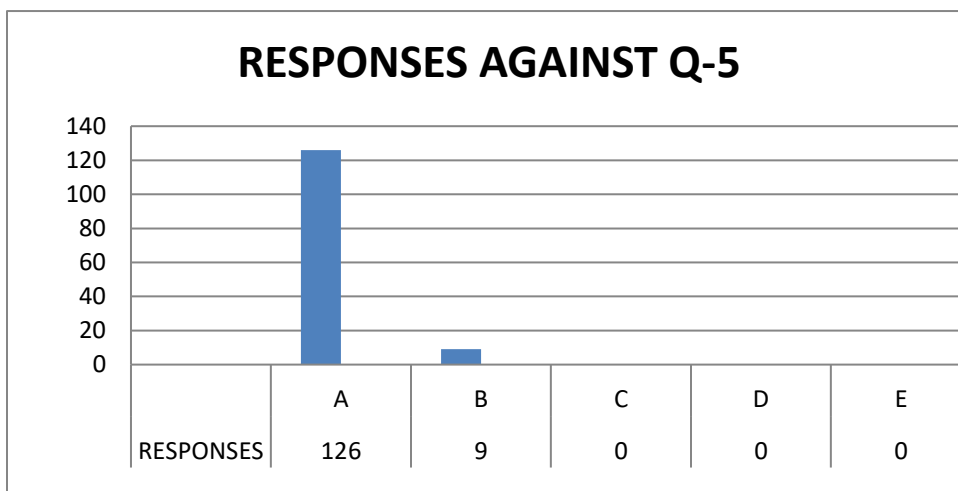
- 4 – Always effective
- 3 – Sometimes effective
- 2 – Just satisfactorily
- 1 – Generally ineffective
- 0 – Very poor communication



4. The teacher's approach to teaching can best be described as
- 4– Excellent
 - 3 – Very good
 - 2 – Good
 - 1 – Fair

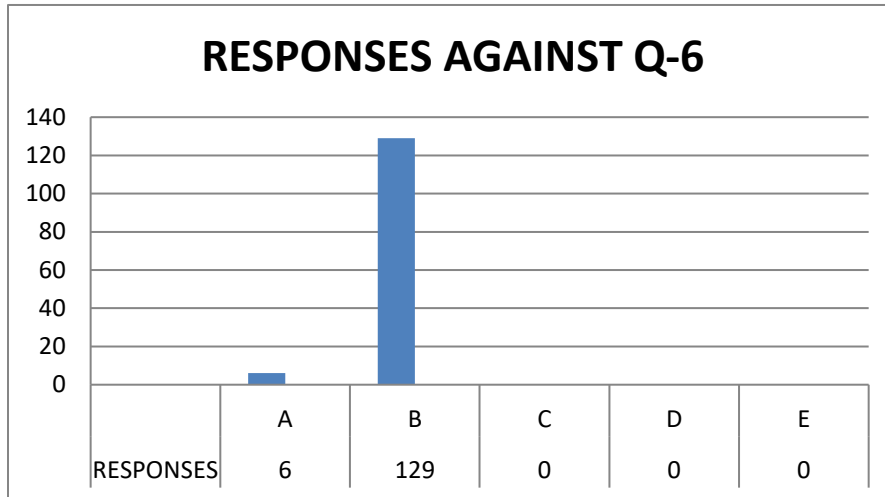


5. Fairness of the internal evaluation process by the teachers.
- 4 – Always fair
 - 3 – Usually fair
 - 2 – Sometimes unfair
 - 1 – Usually unfair
 - 0– Unfair



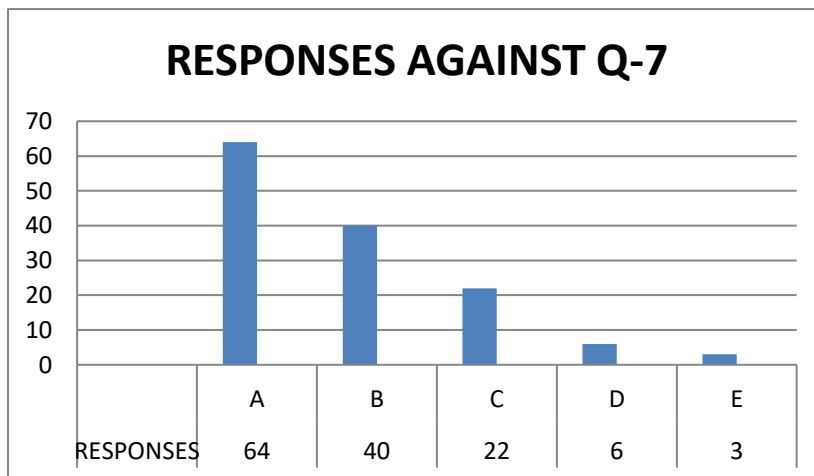
6. Was your performance in assignments discussed with you?

- 4 – Every time
- 3 – Usually
- 2 – Occasionally/Sometimes
- 1 – Rarely
- 0– Never



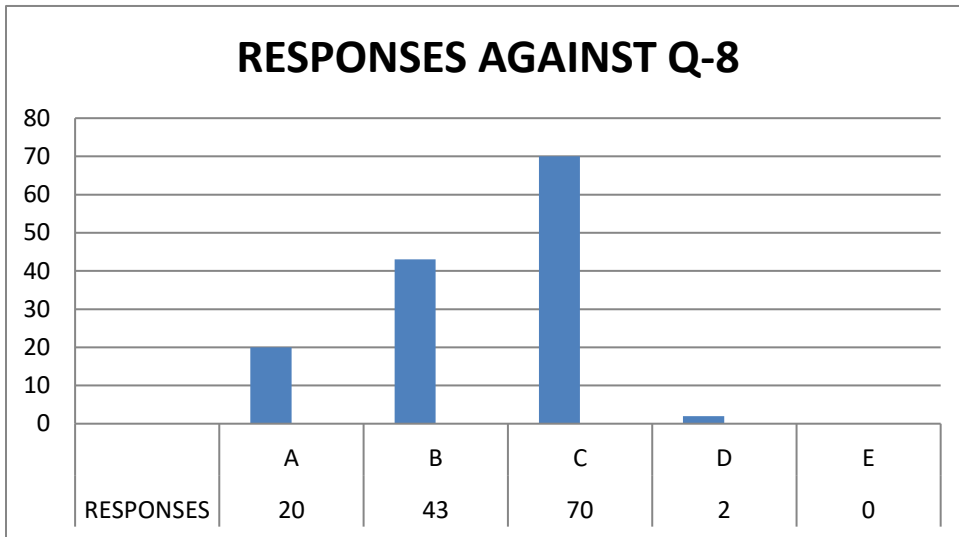
7. The institute takes active interest in promoting internship, student exchange, field visit opportunities for students.

- 4 – Regularly
- 3 – Often
- 2 – Sometimes
- 1 – Rarely
- 0– Never



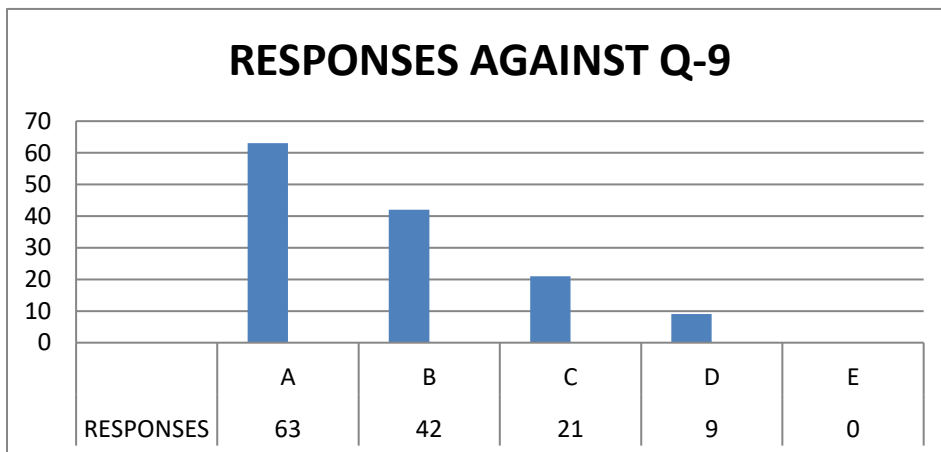
8. The teaching and mentoring process in your institution facilitates you in cognitive, social and emotional growth.

- 4 – Significantly
- 3 – Very well
- 2 – Moderately
- 1 – Marginally
- 0– Not at all



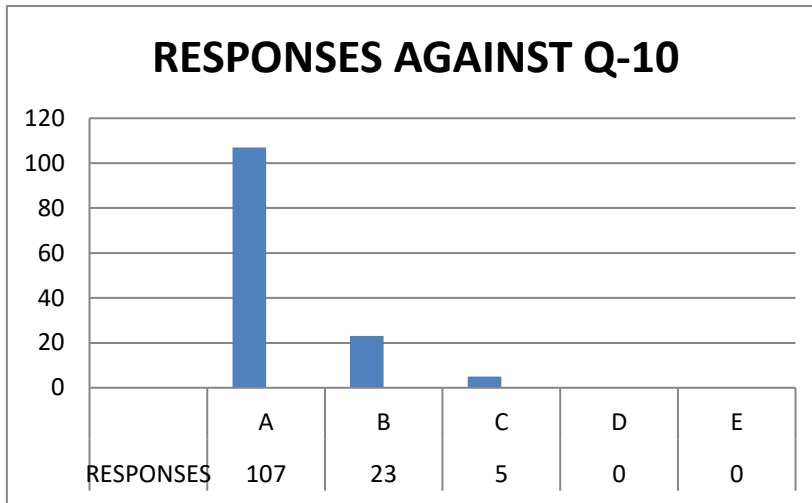
9. The institution provides multiple opportunities to learn and grow.

- 4 – Strongly agree
- 3 – Agree
- 2 – Neutral
- 1 – Disagree
- 0– Strongly disagree



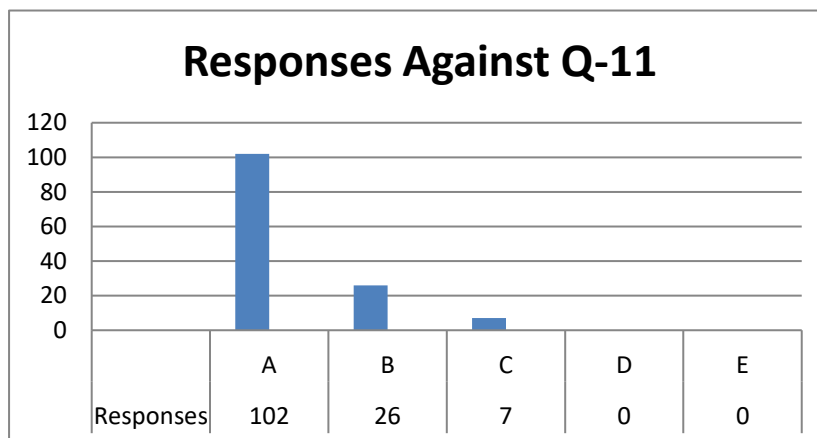
10. Teachers inform you about your expected competencies, course outcomes and programme outcomes.

- 4 – Every time
- 3 – Usually
- 2– Occasionally/Sometimes
- 1 – Rarely
- 0– Never



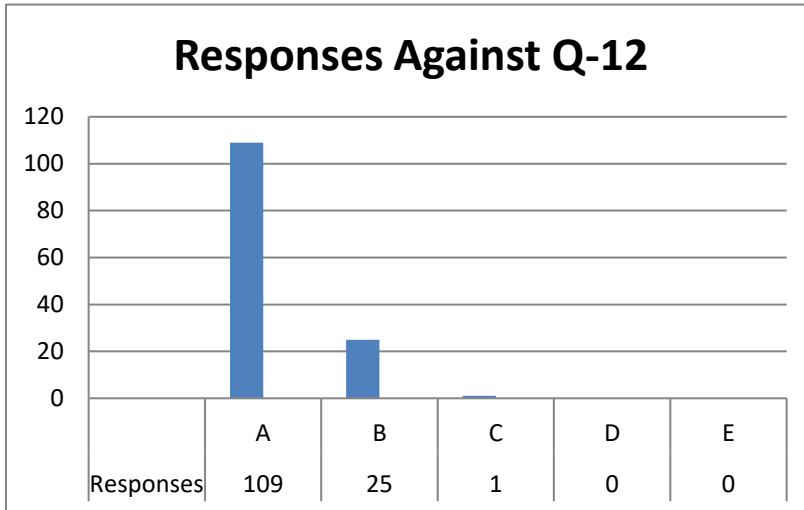
11. Your mentor does a necessary follow-up with an assigned task to you.

- 4 – Every time
- 3 – Usually
- 2 – Occasionally/Sometimes
- 1 – Rarely
- 0 – I don't have a mentor



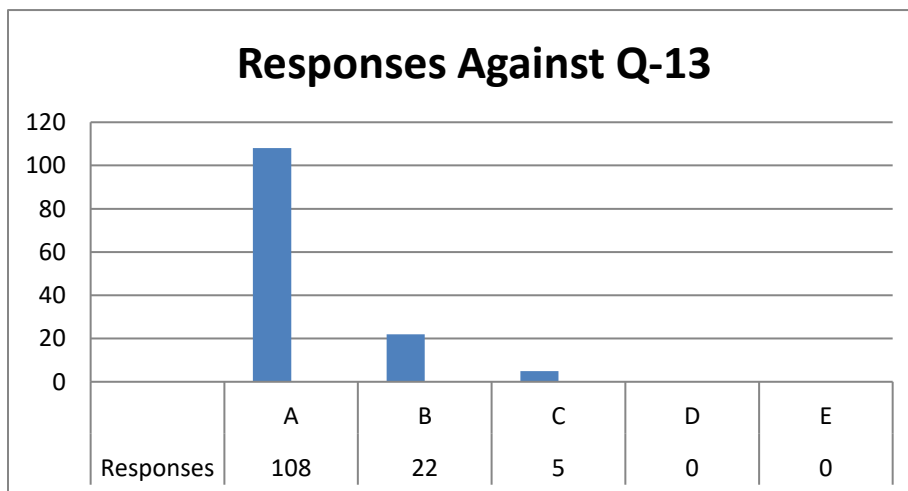
12. The teachers illustrate the concepts through examples and applications.

- 4 – Every time
- 3 – Usually
- 2 – Occasionally/Sometimes
- 1 – Rarely
- 0 – Never



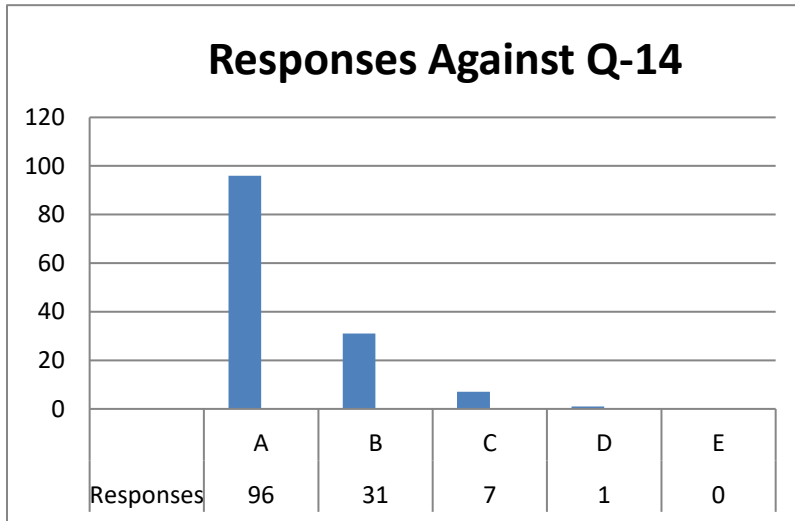
13. The teachers identify your strengths and encourage you with providing right level of challenges.

- 4 – Fully
- 3 – Reasonably
- 2 – Partially
- 1 – Slightly
- 0 – Unable to



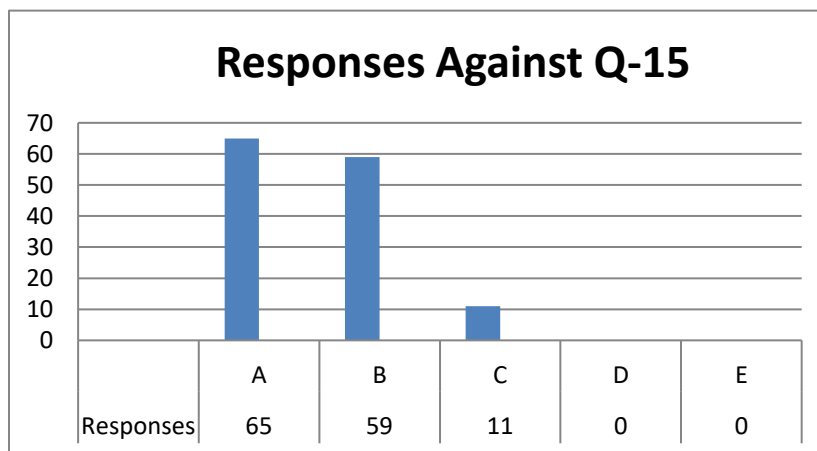
14. Teachers are able to identify your weaknesses and help you to overcome them.

- 4 – Every time
- 3 – Usually
- 2 – Occasionally/Sometimes
- 1 – Rarely
- 0 – Never



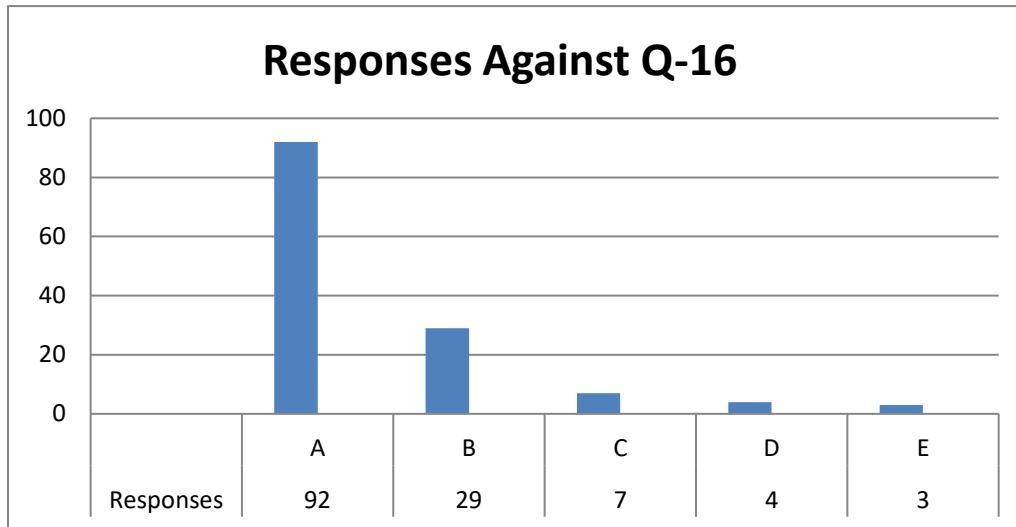
15. The institution makes effort to engage students in the monitoring, review and continuous quality improvement of the teaching learning process.

- 4 – Strongly agree
- 3 – Agree
- 2 – Neutral
- 1 – Disagree
- 0 – Strongly disagree



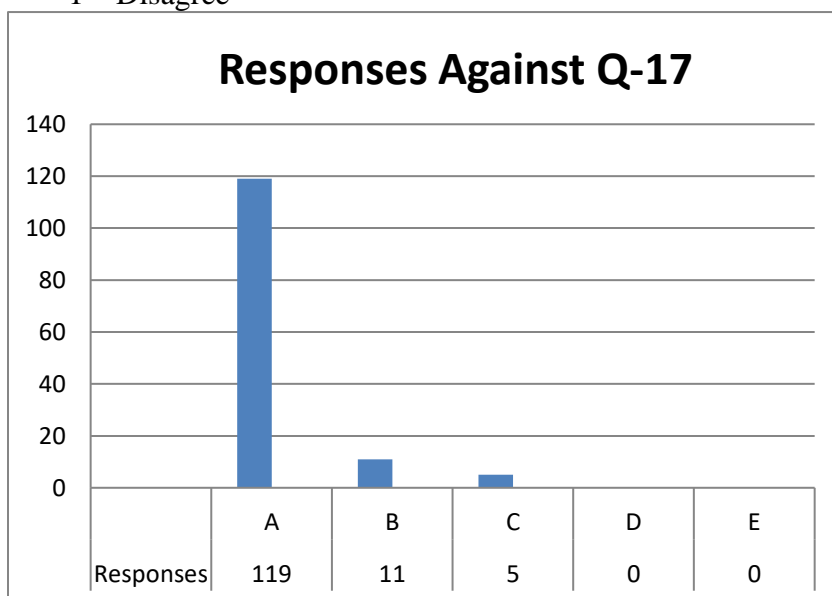
16. The institute/ teachers use student centric methods, such as experiential learning, participative learning and problem solving methodologies for enhancing learning experiences.

- 4 – To a great extent
- 3 – Moderate
- 2 – Some what
- 1 – Very little
- 0 – Not at all



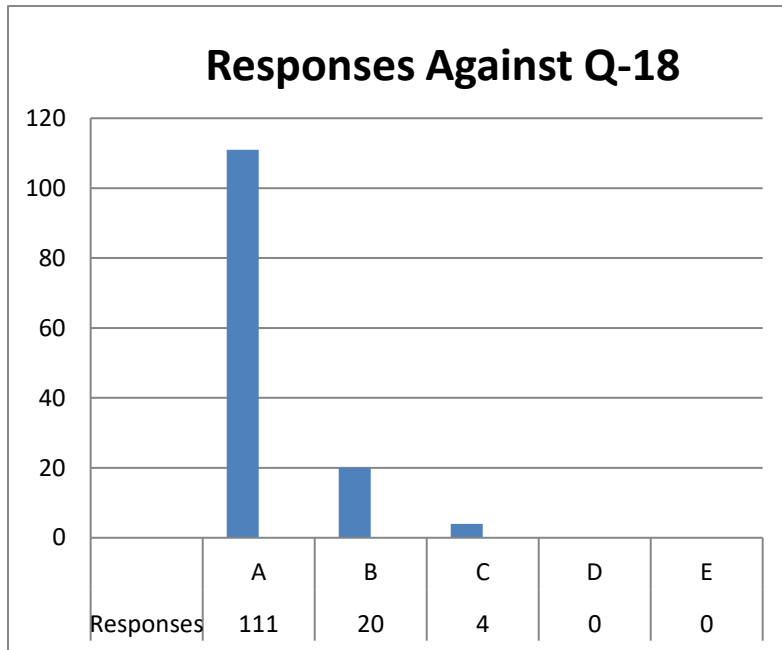
17. Teachers encourage you to participate in extracurricular activities.

- 4 – Strongly agree
- 3 – Agree
- 2 – Neutral
- 1 – Disagree



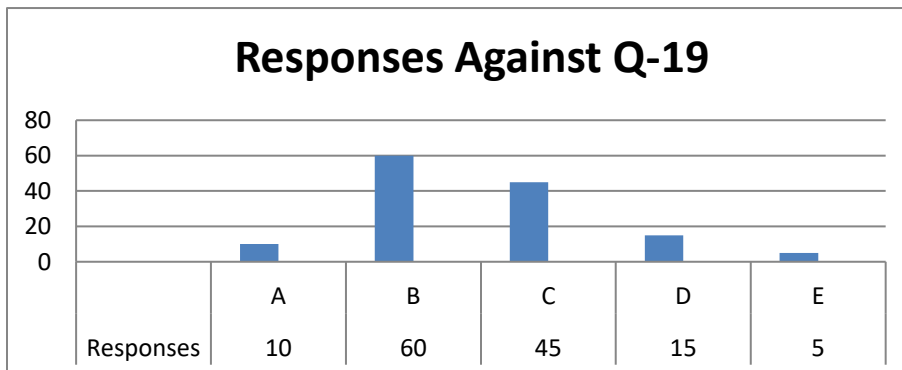
18. Efforts are made by the institute/ teachers to inculcate soft skills, life skills and employability skills to make you ready for the world of work.

- 4 – To a great extent
- 3 – Moderate
- 2 – Some what
- 1 – Very little
- 0 – Not at all



19. What percentage of teachers use ICT tools such as LCD projector, Multimedia, etc. while teaching.

- 4 – Above 90%
- 3 – 70 – 89%
- 2 – 50 – 69%
- 1 – 30 – 49%
- 0 – Below 29%



20. The overall quality of teaching-learning process in your institute is very good.

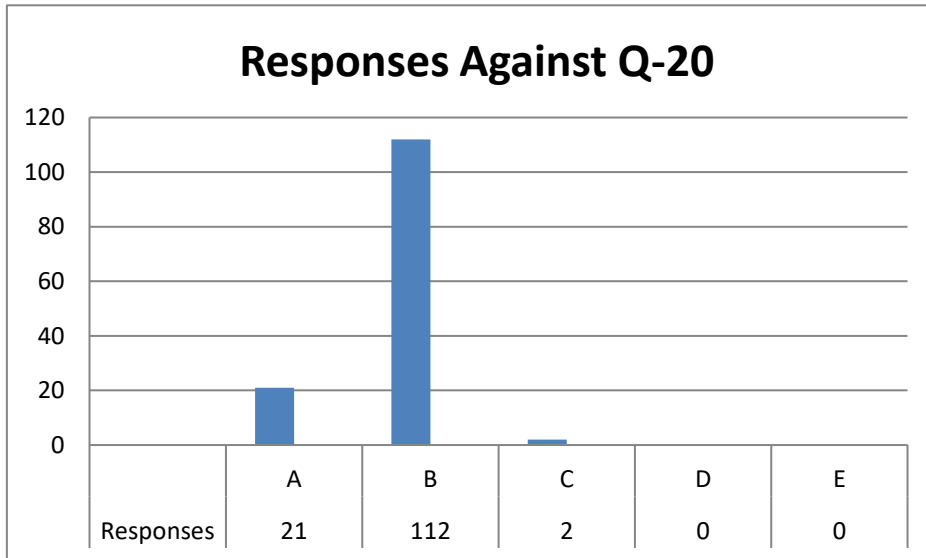
4 –Strongly agree

3 – Agree

2 – Neutral

1 – Disagree

0 – Strongly disagree



REPORT ON STUDENT SATISFACTION SURVEY (2023-2024)



Some relevant suggestions made by students to improve overall teaching-learning experience:

1. Students have average opinion about the course offers and fulfillment of their expectations from the course.
2. More Career and Guidance programmes are needed.
3. Should increase the number of books in the college library.
4. They believed that the teacher well-planned and organize the classroom. They also express their satisfaction that the teacher is very effective in the class to clear their doubts. Regarding field work, library work and assignment, students have mixed opinion.
5. College flower garden should be made beautiful.
6. Should improve the college canteen facilities
7. Should use more technology, ICT, digital multimedia in teaching learning process.
8. Steps should be taken to clean toilet facilities
9. Should lay special emphasis on skill development and talent enhancement.
10. Should look after the different issues regarding the Girls' Common Room.

Principal /c
Pithubar Girls' Degree College
Khowang

Coordinator IQAC
Pithubar College
Date: 01/08/24